

SPW Financial Information

Information for Parents/Caregivers

2022 Fee Schedule for ELC and Primary School

With a relevant and personalised curriculum, small class sizes and a flexible environment for families, we provide peace of mind for parents, and purposeful learning experiences for children.¹

Early Learning Centre

Full day permanent booking	\$118 per day
Full day casual booking	\$124 per day
Half Day (2 year olds for transition period)	\$74 per half day

Fees include nappies and a healthy morning and afternoon tea.

Child Care Subsidy

The Australian Government provides support to families using approved early childhood or child care services through the Child Care Subsidy (CCS). We advise parents to visit the following website <https://www.servicesaustralia.gov.au/child-care-subsidy> and/or their local Centrelink office to ensure the correct processes have been followed when applying for CCS.

Primary School Tuition Fees²

Reception to Year 2	\$8,895 per year
Year 3 to Year 5	\$9,255 per year
Year 6 – including the DARE Graduate Diploma	\$9,455 per year
Digital Technologies (Year 1 to 4)	\$150 per year

Discounts

We offer a 3.5% discount on payment of the net fee (after all other discounts and/or scholarships) to all families who pay their fees in full for the year by 28 February of each school year.

A 10% discount on the net fee is given for the second and subsequent children within a family.


A 4% discount on the net fee is offered to the eldest child at SPW if they have a sibling who is a current student of either Pulteney Grammar or St John's Grammar. Parents/caregivers are to advise the Finance Office if this applies to their family.

¹ All fees are subject to an annual review and increase as per School Council.


² Tuition Fees cover all compulsory school activities including excursions and camps. Year 6 Canberra Tour is available at extra cost.



Invoicing


Statements will be issued only by email on a termly basis, irrespective of the instalment frequency chosen and will include any Extra and Co-Curricular fees. If paying in monthly instalments via , your regular monthly payment will be for tuition fees only.

Extra and Co-Curricular Costs

For families with  and direct debit arrangements, charges for Extra and Co-Curricular activities will be debited as a separate payment on the respective due date of each termly statement. All other families will be invoiced for Extra and Co-Curricular charges with each term's statement. Please note that Extra and Co-Curricular charges vary and are published on the website portal when nominating your child/ren's activities. Children are able to be withdrawn (at no cost) from an upcoming term's activity only up to Week 7 of the preceding term.

All co-curricular musical tuition will be invoiced separately by the individual Music Tutor, unless otherwise advised.

Payment Methods

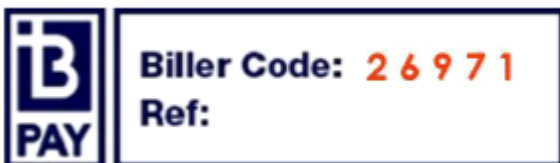
To simplify paying your fees, families are encouraged to pay their school fees via the  facility from either a nominated bank or credit card account. **This is our preferred payment method.** Please complete the Parent Set Up Form for ELC – Year 6 (available from 14 November) indicating your payment details and submit it to the Finance Office prior to the start of Term 1.

The School also accepts payment in the form of BPAY, Cash, Cheque, MasterCard, Visa or EFTPOS. If paying by these methods, please quote your Family ID and indicate what the payment is for, i.e. sports fees, etc. Please do not send any cash payments with your children.



BPAY

BPAY Reference Number as indicated on your fee invoice




EFT DETAILS

St Peter's Woodlands Grammar School
Bank: ANZ Glenelg
BSB: 015 250
Account No.: 833 645 006



Payment Frequency

Reception to Year 6

Monthly: 10 equal payments from February to November inclusive, payable by the 15th day of the month, commencing 15 February. Please note these payments must be made via  from a nominated bank or credit card account.

Termly: 4 equal payments must be paid by the end of the second week of each term.

Annually: Entitles you to a 3.5% discount on your net fee only (after the deduction of all other discounts and scholarships), provided payment is made for the year by 28 February. Please note this annual discount does not apply to Extra and Co-Curricular activities.

SPW Early Learning Centre/ OSHC/ OSHC Holiday Program

Fortnightly fees are payable two weeks in arrears via , following fortnightly statements.

SPW reserves the right to charge a late pickup fee of \$15, per occasion, where a child is not collected prior to closing.

Overdue Accounts

SPW reserves the right to charge a late payment fee of \$50 where payment of school fees is not made by the due date(s) and no extension has been negotiated. Ongoing overdue accounts will be managed on a case by case basis.

Notification Period to Withdraw

A full term's notice in writing to the Principal is required for any withdrawal from the School. A Term's tuition fees will be charged where required notice has not been provided.

Voluntary Building Fund Donation

The SPW Foundation Building Fund is essential to the development of classroom and learning spaces refurbishment for current and future students. All families are kindly asked to contribute towards the fund. For 2022, this is a contribution per child of: \$120 per year (apportioned throughout the year).³

Families who wish to make further donations are welcome to do so via the SPW Foundation. All donations are highly appreciated and can be made by contacting the Development Office on 7221 6202.

All donations are tax deductible and receipts will be issued by email in July following the end of the financial year.

³ SPW Foundation Building Fund contribution amount is reviewed periodically by the School Council and may be subject to increase.

Financial Assistance Program

Families who qualify under the Department for Education's School Card Scheme may be eligible for the SPW Financial Assistance Program.

Eligibility

1. Eligibility for fee relief will be determined via the Department for Education's School Card assessment process. Eligibility criteria are based primarily on whether the applicant's combined family gross income is within School Card limits. There are additional tests for those who are self-employed or have had a change in circumstances.
2. You must be up to date with all fees (or have otherwise negotiated a payment plan with the Business Manager) at the point of application or you will not be considered for SPW School Card.
3. The Program only relates to fees for Reception to Year 6 students.

School Card Application Closing Date

The closing date to return the SPW form and the completed Form A (Income Audit) is **1 June**.

Any applications received after this date will only be considered in exceptional circumstances and will be assessed on a case by case basis. No other Department for Education published dates will apply to the SPW School Card Program.

Applications for SPW School Card must be made each year.

Assistance Amount

The amount to be provided to each eligible family will be \$1400 per child for 2022.

The assistance amount will be calculated on a pro-rata basis for any separated families, or student scholarships, and only applied on the portion relating to the eligible family member and their billing amount.

The SPW School Card amount will be applied across the Term 3 and 4 fee invoices, once the Department for Education have advised SPW of the eligible families.

Application Steps

1. Complete the Department for Education's School Card Application Form relevant to your circumstances prior to the closing date; <https://www.sa.gov.au/topics/education-and-learning/financial-help-scholarships-and-grants/school-card-scheme>
2. Complete the SPW eForm [HERE](#), or enter the following link into your browser prior to the closing date; <https://www.cognitofirms.com/StPetersWoodlandsGrammarSchool/SPWApplicationForSchoolCardProgram>

