

SPW Financial Information

Information for Parents/Caregivers

2025 Fee Schedule for ELC and Primary School¹

Early Learning Centre

| | |
|----------------------------|------------------|
| Full day permanent booking | \$135.75 per day |
| Full day casual booking | \$140 per day |

Fees include nappies and a healthy morning and afternoon tea.

Child Care Subsidy

The Australian Government provides support to families using approved early childhood or childcare services through the Child Care Subsidy (CCS). We advise parents to visit the following website <https://www.servicesaustralia.gov.au/child-care-subsidy> and/or their local Centrelink office to ensure the correct processes have been followed when applying for CCS.

Primary School Tuition Fees²

| | |
|---|-------------------|
| Reception to Year 2 | \$9,990 per year |
| Year 3 to Year 5 | \$10,400 per year |
| Year 6 – (includes DARE Graduate Diploma) | \$10,610 per year |
| Digital Technologies (Year 1 to 4) | \$170 per year |

Discounts

We offer a 3.5% discount on payment of the net fee (after all other discounts and/or scholarships) to all families who pay their fees in full for the year by 28 February of each school year.

A 10% discount on the net fee is given for the second and subsequent children within a family (R-6 only).


A 4% discount on the net fee is offered to the eldest child at SPW if they have a sibling who is a current student of either Pulteney Grammar or St John's Grammar. Parents/caregivers are to advise the Finance Office if this applies to their family.

¹ All fees are subject to an annual review and increase per School Council.


² Tuition Fees cover all compulsory school activities including excursions and camps. Year 6 Canberra Tour is available at extra cost.



Invoicing


Statements will be issued only by email on a termly basis, irrespective of the instalment frequency chosen and will include any Extra and Co-Curricular fees. If paying in monthly instalments via , your regular monthly payment will be for tuition fees only.

Extra and Co-Curricular Costs

For families with  and direct debit arrangements, charges for Extra and Co-Curricular activities will be debited as a separate payment on the respective due date of each termly statement. All other families will be invoiced for Extra and Co-Curricular charges with each term's statement. Please note that Extra and Co-Curricular charges vary and are published on the website portal when nominating your child/ren's activities. Children can be withdrawn (at no cost) from an upcoming term's activity only up to Week 7 of the preceding term.

All co-curricular musical tuition will be invoiced separately by the individual Music Tutor, unless otherwise advised.

Payment Methods

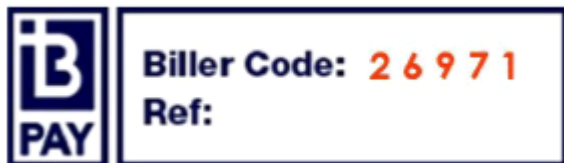
To simplify paying your fees, families are encouraged to pay their school fees via the  facility from either a nominated bank account or credit card. **This is our preferred payment method.** Please complete the [Parent Set Up Link for Reception – Year 6](#) indicating your payment details. Please leave the payment method as 'Batch Pay'. If you aren't aware of your 'Family/Debtor ID', please type your child/ren's surname.

The School also accepts payment in the form of BPAY, Cash, Cheque, MasterCard, Visa or EFTPOS. If paying by these methods, please quote your Family ID and indicate what the payment is for, i.e. sports fees, etc. Please do not send any cash payments with your children.



BPAY

BPAY Reference Number as indicated on your fee invoice




EFT DETAILS

St Peter's Woodlands Grammar
 Bank: NAB
 BSB: 085 005
 Account No.: 14 036 7226



Payment Frequency

Reception to Year 6

- Monthly: 10 equal direct debits from February to November inclusive, payable by the 15th day of the month, commencing 15 February. Please note these payments must be made via  from a nominated bank or credit card account. Extra-curricular fees will be processed automatically on the relevant due date.
- Termly: 4 equal payments must be paid by the end of the second week of each term.
- Annually: Entitles you to a 3.5% discount on your net fee only (after the deduction of all other discounts and scholarships), provided payment is made for the year by 28 February. Please note this annual discount does not apply to Extra and Co-Curricular activities.

SPW Early Learning Centre/ OSHC/ OSHC Holiday Program

Payments and Childcare Subsidy are managed through the Xplor app. You will receive an email inviting you to log in and set up your Xplor account. You can download the Xplor Home App from the Appstore or Google Play on your phone, or access Home Web by opening a browser and entering home.myxplor.com

ELC and OSHC fees are payable by Direct Debit on a fortnightly basis, using Xplor's payment platform, Debit Success. The Primary Carer will be required to set up their Direct Debit account via the Xplor app prior to making any bookings in the ELC or OSHC.

SPW reserves the right to charge a late pickup fee of \$15 for each fifteen minutes a child is not collected after the closing time.

Overdue Accounts

SPW reserves the right to charge a late payment fee of \$50 where payment of school fees is not made by the due date(s) and no extension has been negotiated. Ongoing overdue accounts will be managed on a case by case basis.

Notification Period to Withdraw

A full term's notice in writing to the Principal is required for any withdrawal from the School. A \$650 Late withdrawal Fee will be charged where required notice has not been provided.

Voluntary Building Fund Donation

The SPW Foundation Building Fund is essential to the development of classroom and learning spaces refurbishment for current and future students. All families are kindly asked to contribute towards the fund. From 2023, this is a contribution per child of: \$180 per year (apportioned throughout the year).³

Families who wish to make further donations are welcome to do so via the SPW Foundation. All donations are highly appreciated and can be made by contacting the Development Office on 7221 6202.

All donations are tax deductible and receipts will be issued by email in July following the end of the financial year.

³ SPW Foundation Building Fund contribution amount is reviewed periodically by the School Council and may be subject to increase.

Financial Assistance Program

Families who qualify under the Department for Education's School Card Scheme may be eligible for the SPW Financial Assistance Program.

Eligibility

1. Eligibility for fee relief will be determined via the Department for Education's School Card assessment process. Eligibility criteria are based primarily on whether the applicant's combined family gross income is within School Card limits. There are additional tests for those who are self-employed or have had a change in circumstances.
2. You must be up to date with all fees (or have otherwise negotiated a payment plan with the Business Manager) at the point of application or you will not be considered for SPW School Card.
3. The Program only relates to fees for Reception to Year 6 students.

School Card Application Closing Date

The closing date to return the SPW form and the completed Form A (Income Audit) is **1 June**.

Any applications received after this date will only be considered in exceptional circumstances and will be assessed on a case by case basis. No other Department for Education published dates will apply to the SPW School Card Program.

Applications for SPW School Card are not continuous and must be made each year.

Assistance Amount

The amount to be provided to each eligible family will be \$1,500 per child for 2025.

The assistance amount will be calculated on a pro-rata basis for any separated families, or student scholarships, and only applied on the portion relating to the eligible family member and their billing amount.

The SPW School Card amount will be applied across the Term 3 and 4 fee invoices, once the Department for Education have advised SPW of the eligible families.

Application Steps

1. Complete the Department for Education's School Card Application Form relevant to your circumstances prior to the closing date; <https://www.sa.gov.au/topics/education-and-learning/financial-help-scholarships-and-grants/school-card-scheme>
2. Complete the SPW eForm [HERE](#), or enter the following link into your browser prior to the closing date; https://spw.sa.edu.au/wp-content/uploads/2024/05/SPW-School-Card-Program_2024.pdf

